

The Manger on the Mantel™




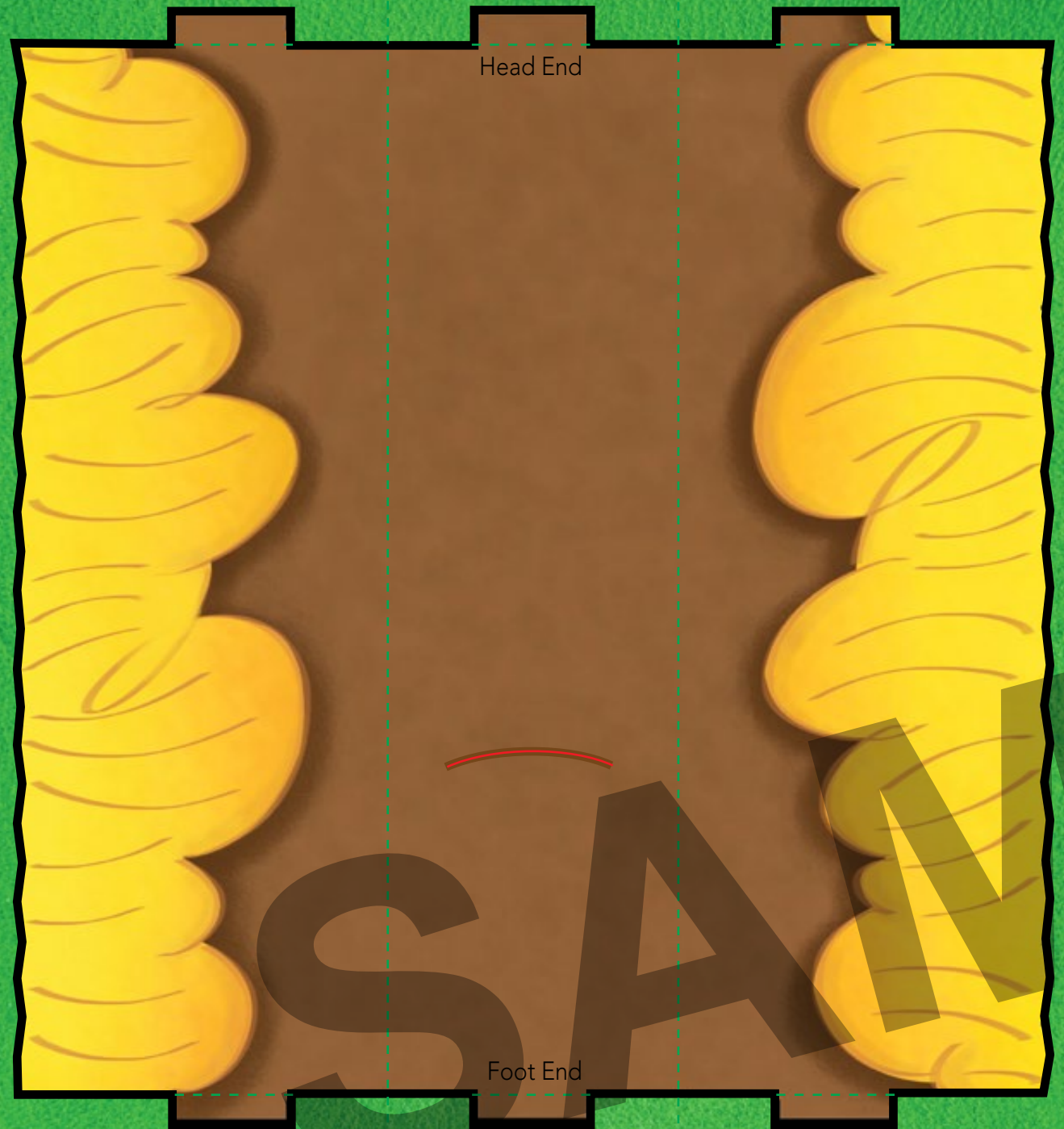
Sharing the True Gift of Christmas



There is a manger on display
Upon my mantel every day,
And in that manger I can see
The greatest gift God gives to me.



This side shows the OUTSIDE of the manger.





INSTRUCTIONS

1. Cut out the four manger pieces (including baby Jesus) along black lines.
2. Assemble the manger by inserting the three tabs on the center piece into the three slots on each end piece. Fold the tabs flat and secure each with a piece of tape.
4. Place the baby Jesus in the manger with his head toward the taller "Head End." His "toes" should slide into the slit along the bottom of the manger to hold him gently in place.
5. Cut out the 24 present pieces. Mix them them present-side-up in the manger.
6. Put your manger on display on the mantel. If you don't have a mantel, place it in a visible and important place at home.
7. Each day of December, pick a present from the manger. Look up and read the Bible verse together.
8. Follow the directions for the day, remembering that the good and loving things we do are done because God sent us the good and loving gift of Jesus!
9. On Christmas, return the manger to the mantel. Have a fun day celebrating Jesus' birthday.



Manger on the Mantel © 2016 by Creative Communications for the Parish, 1564 Fencorp Dr., Fenton, MO 63026. 800-325-9414. Printed in the USA.. Written by David Mead. Illustrated by Ed Koehler. www.creativecommunications.com

MANA



This side shows the INSIDE of the manger.

<p>Hide the manger today. Write down clues that lead others to the manger. Be an angel for others. Point them to the baby in the manger!</p>	<p>When you have guests over for a meal, place the manger in the middle of the table. When they ask about the manger, tell them the good news.</p>
<p>Today, take your manger in the car. As you travel, shop or visit friends and relatives, remember that Jesus always goes with you.</p>	<p>What gift would you give Jesus? Draw a small picture of your gift and put it in your manger. How many Christmas songs do you know about Jesus? Sing them today!</p>



There is a manger on display upon my mantel every day, And in that manger I can see the greatest gift God gives to me.

This gift was wrapped in swaddling clothes, not fancy paper, ribbons, bows, And placed within a manger, too, a gift for all the world to view.

God gave his Son so I may live and share in all the love he gives. He gave his life so I might be alive with him eternally.

And now the good things that I do, the gifts I share my whole life through, Are done to show my thanks and praise for God's great gift on Christmas Day.

<p>Where's the strangest place you can put your manger? Jesus was born in the strangest place—a stable! Place the manger in a very surprising spot today!</p>	<p>Put your manger high on a mantel or shelf today. The manger is back on the mantel. What other decorations are there? Is the manger easy to see?</p>
<p>Take a picture or movie of your manger. Send the picture to a friend in an email or text. Share the message of the manger on the mantel.</p>	<p>Put your manger near a candle. Ask an adult to light the candle. Turn out the other lights. See how the light of the manger shines in the darkness.</p>

<p>Move the manger to the kitchen table. As you gather to eat, pray this prayer: "Come, Lord Jesus. Be our guest. And let these gifts to us be blessed. Amen."</p>	<p>Put the manger in your front window. The good news of the manger is for all to see. Send out Christmas cards today with a message about Jesus' birthday!</p>	<p>Move the manger to your nightstand. Before you go to sleep, thank God for three things he did for you today. When you wake up, think of three things you can do for him!</p>
<p>Place the manger under the tree. Look at the shape of the Christmas tree. It points to heaven! Thank God for the gift of Jesus, the one present that points us all to heaven.</p>	<p>Wrap your manger in a shoebox as a present. Put a note on the box, "Open Before Christmas!" Share the present with the good news that Jesus is our everyday gift!</p>	<p>Place this manger in your own manger scene. Does your manger fit with the other figures in the scene? How can you stand out for Jesus this year?</p>
<p>Set the manger in front of the T.V. Turn off the television and read a storybook about Jesus' birth. If you don't have a book, make your own!</p>	<p>Put the manger by a computer. With your parent's permission, search for ways that people around the world celebrate Jesus' birthday.</p>	<p>Where is the most important place you can put the manger? Jesus came to be our servant; He taught us to serve others. Set and clear the table today without being asked.</p>

<p>Put your manger near a phone. Can you think of a good Christmas greeting to share with the people you chat with today?</p>
<p>Write a note to Jesus and place it in the manger. On Christmas, read the note out loud as you open your other presents.</p>
<p>Set the manger near the oven. As Jesus' birthday nears, so many wonderful things happen in the kitchen. Make a Christmas treat to share!</p>
<p>Put the manger on a chair today. Be careful to not sit on it! At Christmas, we ask Jesus to come into our hearts, our homes and our lives.</p>

<p>Play Hide & Seek with the manger today. Take turns hiding the manger. Act like the shepherds and seek the baby born in Bethlehem.</p>
<p>Put the manger on someone's dresser. Donate some of your gently used clothes today. Pray for those who aren't warm and snug this time of year.</p>
<p>Lay your manger on the bathroom sink. As you wash your hands or brush your teeth today, thank God for the gift of a heart made clean through Jesus.</p>

